




CAMPOLONGHI
ITALIA



GRANITE MANUFACTURED
PRODUCTS BY
CAMPOLONGHI GROUP



Environmental Product Declaration
in accordance with EN ISO 14025:2010
and EN 15804+A2:2019

Programme: The International EPD® System
www.environdec.com

Programme Operator:
EPD® International AB
Box 210 60, SE-100 31
Stockholm, Sweden

EPD Registration Number
S-P-04298

Date of publication
2021-07-13

Date of validity
2026-07-06

Revision date
2022-12-27 (Version 2)



Travertino Etrusco for
CORAL EDEN (MIAMI)

SUMMARY

GENERAL INFORMATIONS 3

TECHNIQUE, POWER, PASSION 4

PRODUCT DESCRIPTION AND CPC CODE 5

COMPANY PROFILE..... 6

CAMPOLONGHI GROUP 7

LET YOUR SENSES GUIDE YOU, CHOOSE THE BEAUTY 8

UNDERSTAND FULLY YOUR TECHNICAL, AESTHETIC AND DESIGN REQUIREMENTS 9

STUDY - System boundaries 10

ENVIRONMENTAL PERFORMANCE 14

- **Production (A1-A3)** 14
- **End of life (Scenario 1)** 17
- **End of life (Scenario 2)** 20

ACRONYMS 23

VERIFICATION AND REGISTRATION 24

DIFFERENCES VERSUS PREVIOUS VERSION 25

BIBLIOGRAPHY 25

GENERAL INFORMATIONS

DECLARATION OWNER: CAMPOLONGHI ITALIA S.p.A.



- PRODUCT CATEGORY RULES (PCR) → 2019:14 Version 1.11-CONSTRUCTION PRODUCTS (INTERNATIONAL EPD® System).
- EPD made by → S4 S.r.l.
- Web site → www.campolonghi.it
- Third party verifier → DNV BUSINESS ASSURANCE ITALIA S.r.l.
- UN CPC CODE → 15130 "Granite, sandstone and other monumental or building stone".
- Geographical scope → INTERNATIONAL (European for End of Life scenarios).
- Product description → Artifacts in granite and ornamental stones in various processes and thicknesses.
- Applications → The products covered by the study are intended for indoor and outdoor flooring or cladding, for the construction of architectural works and building constructions.
- SCOPE OF APPLICATION OF THE LCA → The LCA analysis was conducted according to the ISO 14025, ISO 14040, ISO 4044 and EN 15804 standards. Both specific data from the production process and data from the Ecoinvent 3.6 database were used. The methods defined in the EN 15804 2012+ A2 : 2019 standard were used as calculation and assessment methods for the impacts. The LCA study covers the:
 - production phases of raw materials and energy;
 - transport of materials;
 - production at company sites;
 - end of life of the material.The declared unit is 1m² of artifact in various thicknesses.



TECHNIQUE, POWER, PASSION

Since 1960 Campolonghi has combined skill and tradition with the latest machinery, to become the point of reference on the international market of quality stone products.



PRODUCT DESCRIPTION AND CPC CODE

PRODUCT

Marble and ornamental stone slabs in various processes and thicknesses for architectural works and building constructions.

CPC CODE

151- MONUMENTAL AND BUILDING STONES

COMPARABILITY

EPD of building materials may not be comparable except in accordance with EN 15804 + A2: 2019 standard.

YEAR OF STUDY

The data used refer to the calendar year 2021.
Study carried out in the year 2022.

DECLARED UNIT

1 m² of granite and ornamental stone slabs in thicknesses from 2 to 5 cm for interior and exterior flooring and cladding.

GRANITE					
SHEET THICKNESS		20 mm	30 mm	40 mm	50 mm
Biogenic carbon in the product	kg/m ²	0	0	0	0
Biogenic carbon in packaging	kg/m ²	2.164	3.246	4.329	5.411


CAMPOLONGHI ITALIA S.p.A.

Via Aurelia Sud, 97

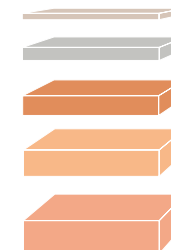
54038 MONTIGNOSO (MS), ITALIA

 +39 0585 827011

 +39 0585 827000

 info@campolonghi.it

www.campolonghi.it



DECLARED UNIT
from 2 cm to 5 cm

1 m² of granite slabs and ornamental stones in thicknesses from 2 to 5 cm for flooring and internal and external coatings



COMPANY PROFILE

The craftsmanship is combined with refined technology, tradition and wisdom, expressions of a region that over the centuries has been synonymous with the culture of marble, transforming itself into a living structure that can compete and dominate the international market. This is the essence of Campolonghi Group, a worldwide leader of high quality stone products with buildings using their products erected all over the globe.



CAMPOLONGHI GROUP

Headquartered in Montignoso, Tuscany, Campolonghi also has three other locations in Italy and an office in England. We own two quarries, La Facciata and Sponda, both located in the Torano basin, from which we extract the precious white Carrara marble. Campolonghi is one of the most important suppliers of marble and natural stone operating on the European market. It is a partner of the world's leading design and architecture firms. It also has special relationships with the major suppliers of marble and natural stone on the market.

CAMPOLONGHI MONTIGNOSO




CAMPOLONGHI QUERCETA



CAMPOLONGHI CARRARA



CAMPOLONGHI/STEN



LET YOUR SENSES GUIDE YOU, CHOOSE THE BEAUTY

Precious materials suitable for any type of work or project, which make Campolonghi **one of the most important names among the world suppliers of quality stone products.**

Providing work carried out at the highest quality is the prerogative and pride of the Campolonghi Group.

Since the company was founded in 1960, Campolonghi has invested in the **enhancement of quarries, exclusive materials and new production technologies,** becoming today the **reference point in the international market for quality stone products.**



RESORT WORLD AT SENTOSA in SINGAPORE

UNDERSTAND FULLY YOUR TECHNICAL, AESTHETIC AND DESIGN REQUIREMENTS

The materials can be inspected, giving you the opportunity to touch them with your hand and to personally evaluate their quality.

We are able **to carry out every single project to perfection**, providing all the experience and professionalism of those who, for over fifty years, have been supplying only high quality marble and natural stones, occupying a prominent place on the international scene.

We guarantee you **design support, technical evaluations and commercial advice**, in order to establish profitable long-term relationships.




EMIRATES PALACE in Abu Dhabi



STUDY System boundaries

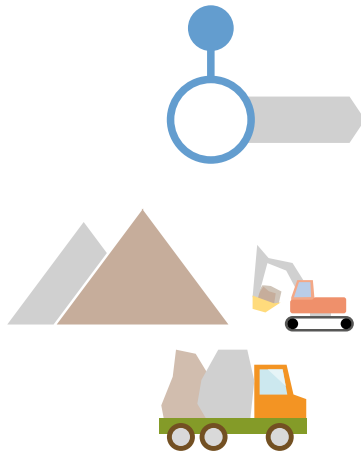
This EPD is of the “cradle to gate with options” type and includes the mandatory modules A1 (Raw materials), A2 (Transport), A3 (Manufacturing) and the modules C1 (Deconstruction/ Demolition), C2 (Transport to waste processing), C3 (Waste processing), C4 (Disposal) and D (Reuse/Recovery/Recycling potential) in compliance with the requirements of the EN 15804:2012 + A2:2019 standard.





UPSTREAM
A1/A2

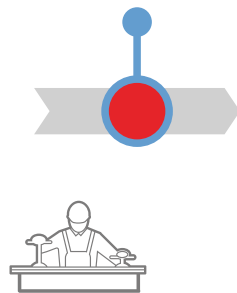
**QUARRY OPERATIONS
AND RAW MATERIAL
TRANSPORT**



CORE
A3

In this phase blocks are sawn, by diamond wire, in slabs of different thickness.

**SAWING OF
BLOCKS**



Slabs are shaped and finished to the size requested by the final customer.

CUT TO SIZE




**SURFACE
PROCESS**

Slabs are finished superficially through process of sanding, polishing, flaming, water jet, etc.

PACKAGING

Finished product, in various sizes and thicknesses, is packed, ready to be shipped to the final customer.

DOWNSTREAM
C1/C2/C3/C4/D



END OF LIFE

When a granite slab reaches its end of life it can undergo reuse, recycling or disposal.

System boundaries

Table 1- Modules included in the LCA

	Product stage			Construction process stage			Use stage						End-of-life stage				Resource recovery stage
	Raw material supply	Transport of raw materials	Manufacturing	Transport to customer	Installation	Use	Maintenance	Repair	Replacement	Refurbishment	Operational energy use	Operational water use	Decostruction/Demolition	Transport to waste processing	Waste processing	Disposal	Reuse/Recovery/Recycling potential
Module	A1	A2	A3	A4	A5	B1	B2	B3	B4	B5	B6	B7	C1	C2	C3	C4	D
Declared Module	X	X	X	INA	INA	INA	INA	INA	INA	INA	INA	INA	X	X	X	X	X
Geography	GLO	GLO	I	-	-	-	-	-	-	-	-	-	EU	EU	EU	EU	GLO
Specific data	59%	>59%	>59%	-	-	-	-	-	-	-	-	-	-	-	-	-	-
Variation products	Not applicable	Not applicable	Not applicable	-	-	-	-	-	-	-	-	-	-	-	-	-	-
Variation sites	Not applicable	Not applicable	Not applicable	-	-	-	-	-	-	-	-	-	-	-	-	-	-

X = included in the analysis INA = Indicator Not Assessed

End of Life Scenario (C1-C2-C3-C4)

When a granite product reaches its end of life it can undergo reuse, recycling or disposal.

Two scenarios are assumed:

SCENARIO 1 - 100% Recovery (C1+C2+C3+D)

SCENARIO 2 - 100% Disposal (C1+C2+C4+D)

The RSL (Reference Service Life), given the nature of the product and its intended use, is estimated to be equal to the lifetime of the installation building, equal to 50 years.

Cut-off

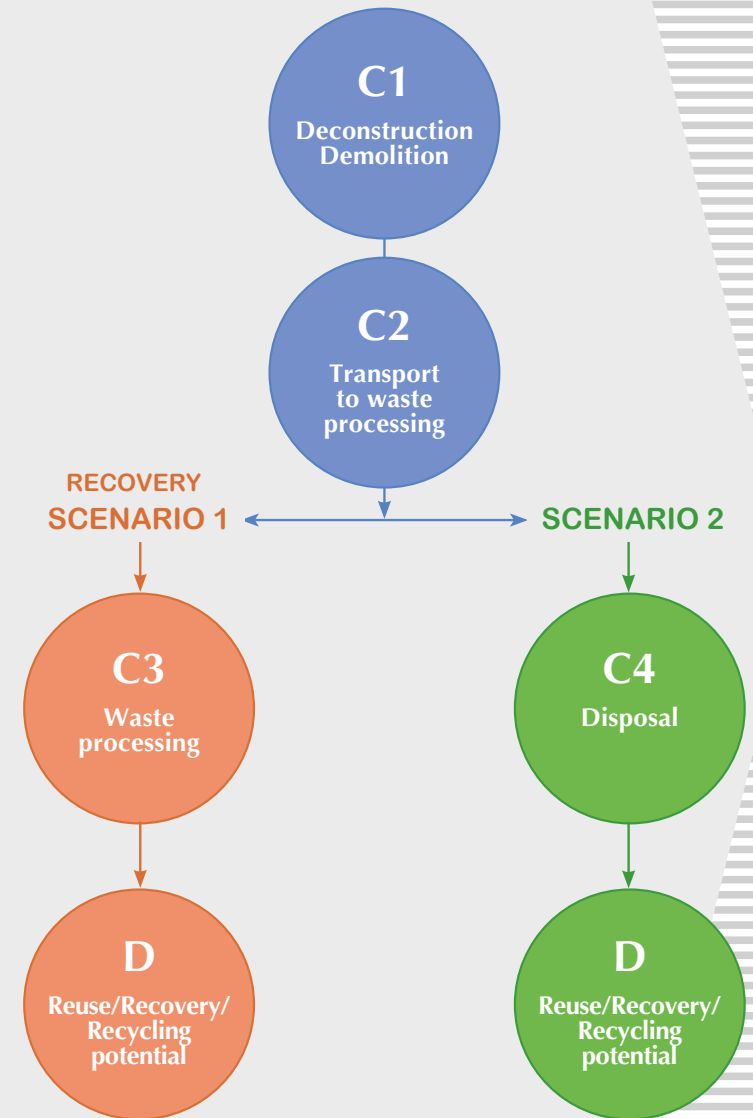
The environmental impacts related to personnel, infrastructures, production of materials not directly consumed in the production process were not included in the study. All process inputs and outputs for which data is available have been included in the calculation. Less than 1% of the total inputs/outputs of the system were subject to cut off.

Allocation rules

The allocation rules used, in accordance with the provisions of EN 15804 standard, are specific for each material, and the criterion used is the one identified as the most relevant to the type of processing performed.

Allocation criteria used were:

- **allocation by processed surface** (sawing processes, surface treatment, cutting);
- **allocation by mass** (transport, internal handling, packaging).



ENVIRONMENTAL PERFORMANCE

Production (A1-A3) Environmental impact of 1m² of Campolonghi granite slab - 2 to 5cm thick.



INDICATORS EN15804+A2		Granite 2cm	Granite 3cm	Granite 4cm	Granite 5cm
Impact category	Reference Unit	A1 - A3	A1 - A3	A1 - A3	A1 - A3
ADP (fossil)	MJ	8.48E+02	9.15E+02	1.04E+03	1.12E+03
ADP (minerals and metals)	kg Sb eq	2.50E-04	2.60E-04	2.80E-04	3.00E-04
AP	mol H+ eq	4.76E-01	5.34E-01	6.37E-01	6.76E-01
EP Freshwater	kg P eq	9.33E-03	9.61E-03	1.03E-02	1.08E-02
EP Marine	kg N eq	1.85E-01	2.05E-01	2.38E-01	2.51E-01
EP Terrestrial	mol N eq	9.34E+00	9.55E+00	9.89E+00	1.00E+01
GWP Biogenic	kg CO2 eq	2.42E+00	2.40E+00	2.44E+00	2.57E+00
GWP Fossil	kg CO2 eq	6.25E+01	6.71E+01	7.58E+01	8.12E+01
GWP Luluc	kg CO2 eq	2.62E-02	3.06E-02	3.66E-02	4.09E-02
GWP Total	kg CO2 eq	6.50E+01	6.96E+01	7.83E+01	8.38E+01
ODP	kg CFC11 eq	1.06E-05	1.16E-05	1.34E-05	1.45E-05
POCP	kg NMVOC eq	2.86E-01	3.47E-01	4.47E-01	4.88E-01
WDP	m ³ depriv.	2.60E+01	2.84E+01	3.29E+01	3.46E+01



ENVIRONMENTAL PERFORMANCE

Production (A1-A3) Environmental impact of 1m² of Campolonghi granite slab - 2 to 5cm thick.

RESOURCE CONSUMPTION		Granite 2cm	Granite 3cm	Granite 4cm	Granite 5cm
Impact category	Reference Unit	A1 - A3	A1 - A3	A1 - A3	A1 - A3
PERT	MJ	2.10E+02	2.87E+02	3.65E+02	4.45E+02
PERM	MJ	8.60E+01	1.29E+02	1.72E+02	2.15E+02
PERE	MJ	1.24E+02	1.58E+02	1.93E+02	2.30E+02
PENRT	MJ	9.13E+02	9.80E+02	1.11E+03	1.19E+03
PENRM	MJ	0.00E+00	0.00E+00	0.00E+00	0.00E+00
PENRE	MJ	9.13E+02	9.80E+02	1.11E+03	1.19E+03
SM	kg	0.00E+00	0.00E+00	0.00E+00	0.00E+00
RSF	MJ	0.00E+00	0.00E+00	0.00E+00	0.00E+00
NRSF	MJ	0.00E+00	0.00E+00	0.00E+00	0.00E+00
FWT	m ³	3.93E-01	4.42E-01	5.30E-01	5.58E-01



ENVIRONMENTAL PERFORMANCE

Production (A1-A3) Environmental impact of 1m² of Campolonghi granite slab - 2 to 5cm thick.

WASTE PRODUCTION		Granite 2cm	Granite 3cm	Granite 4cm	Granite 5cm
Impact category	Reference Unit	A1 - A3	A1 - A3	A1 - A3	A1 - A3
HWD	kg	1.88E-03	2.05E-03	2.33E-03	2.51E-03
NHWD	kg	8.53E+01	9.77E+01	1.20E+02	1.28E+02
RWD	kg	2.89E-03	3.39E-03	4.24E-03	4.61E-03
CRU	kg	0.00E+00	0.00E+00	0.00E+00	0.00E+00
MFR	kg	0.00E+00	0.00E+00	0.00E+00	0.00E+00
MER	kg	0.00E+00	0.00E+00	0.00E+00	0.00E+00
EE	MJ	0.00E+00	0.00E+00	0.00E+00	0.00E+00

ADDITIONAL INDICATORS		Granite 2cm	Granite 3cm	Granite 4cm	Granite 5cm
Impact category	Reference Unit	A1 - A3	A1 - A3	A1 - A3	A1 - A3
GWP-GHG	kg CO2 eq	6.14E+01	6.59E+01	7.45E+01	7.98E+01



ENVIRONMENTAL PERFORMANCE

End of life (Scenario 1) Environmental impacts of the end of life for 1m² of Campolonghi granite slabs - 1cm thick. The impacts of the end of life phase are dependent on the mass of the product, to find the impacts related to the other products included in the declaration it is necessary to multiply the values by the thickness in centimeters of the desired product.

INDICATORS EN15804+A2						
Impact category	Reference Unit	C1	C2	C3	C4	D
ADP (fossil)	MJ	5.11E-01	1.93E+00	3.67E-01	0.00E+00	-2.59E+00
ADP (minerals and metals)	kg Sb eq	1.52E-08	2.92E-07	8.99E-08	0.00E+00	-2.13E-06
AP	mol H+ eq	1.66E-04	8.66E-04	3.97E-04	0.00E+00	-1.44E-03
EP Freshwater	kg P eq	1.14E-06	8.13E-06	2.26E-05	0.00E+00	-1.33E-04
EP Marine	kg N eq	6.15E-05	3.44E-04	1.94E-04	0.00E+00	-3.42E-04
EP Terrestrial	mol N eq	6.74E-04	3.75E-03	1.85E-03	0.00E+00	-4.13E-03
GWP Biogenic	kg CO ₂ eq	2.96E-05	2.61E-04	3.97E+00	0.00E+00	-4.13E-03
GWP Fossil	kg CO ₂ eq	3.78E-02	1.25E-01	4.13E-02	0.00E+00	-2.30E-01
GWP Luluc	kg CO ₂ eq	2.97E-06	3.46E-05	2.27E-05	0.00E+00	-2.96E-04
GWP Total	kg CO ₂ eq	3.79E-02	1.26E-01	4.01E+00	0.00E+00	-2.34E-01
ODP	kg CFC11 eq	8.08E-09	2.97E-08	2.68E-09	0.00E+00	-1.83E-08
POCP	kg NMVOC eq	1.93E-04	1.06E-03	4.58E-04	0.00E+00	-1.04E-03
WDP	m ³ depriv.	1.17E-03	9.20E-03	-1.40E-02	0.00E+00	-4.39E-01

ENVIRONMENTAL PERFORMANCE

End of life (Scenario 1) Environmental impacts of the end of life for 1 m² of Campolonghi granite slabs - 1 cm thick. The impacts of the end of life phase are dependent on the mass of the product, to find the impacts related to the other products included in the declaration it is necessary to multiply the values by the thickness in centimeters of the desired product.

RESOURCE CONSUMPTION							
Impact category	Reference Unit	C1	C2	C3	C4		D
PERT	MJ	2.62E-03	2.34E-02	3.30E-02	0.00E+00		-2.97E-01
PERM	MJ	0.00E+00	0.00E+00	0.00E+00	0.00E+00		0.00E+00
PERE	MJ	2.62E-03	2.34E-02	3.30E-02	0.00E+00		-2.97E-01
PENRT	MJ	5.15E-01	1.97E+00	4.51E-01	0.00E+00		-3.37E+00
PENRM	MJ	0.00E+00	0.00E+00	0.00E+00	0.00E+00		0.00E+00
PENRE	MJ	5.15E-01	1.97E+00	4.51E-01	0.00E+00		-3.37E+00
SM	kg	0.00E+00	0.00E+00	0.00E+00	0.00E+00		0.00E+00
RSF	MJ	0.00E+00	0.00E+00	0.00E+00	0.00E+00		0.00E+00
NRSF	MJ	0.00E+00	0.00E+00	0.00E+00	0.00E+00		0.00E+00
FWT	m ³	2.60E-06	5.24E-05	-3.85E-03	0.00E+00		-4.83E-04





ENVIRONMENTAL PERFORMANCE

End of life (Scenario 1) Environmental impacts of the end of life for 1m² of Campolonghi granite slabs - 1 cm thick. The impacts of the end of life phase are dependent on the mass of the product, to find the impacts related to the other products included in the declaration it is necessary to multiply the values by the thickness in centimeters of the desired product.

WASTE PRODUCTION							
Impact category	Reference Unit	C1	C2	C3	C4		D
HWD	kg	1.39E-06	4.76E-06	6.77E-07	0.00E+00		-6.40E-06
NHWD	kg	2.41E-02	2.61E-01	6.57E-02	0.00E+00		-1.91E-01
RWD	kg	3.58E-06	1.35E-05	1.74E-06	0.00E+00		-1.73E-05
CRU	kg	0.00E+00	0.00E+00	0.00E+00	0.00E+00		0.00E+00
MFR	kg	0.00E+00	0.00E+00	2.75E+01	0.00E+00		0.00E+00
MER	kg	0.00E+00	0.00E+00	0.00E+00	0.00E+00		0.00E+00
EE	MJ	0.00E+00	0.00E+00	0.00E+00	0.00E+00		0.00E+00

ADDITIONAL INDICATORS							
Impact category	Reference Unit	C1	C2	C3	C4		D
GWP-GHG	kg CO2 eq	3.75E-02	1.24E-01	3.96E-02	0.00E+00		-2.24E-01

ENVIRONMENTAL PERFORMANCE

End of life (Scenario 2) Environmental impacts of the end of life for 1m² of Campolonghi granite slab - 1cm thick. The impacts of the end of life phase are dependent on the mass of the product, to find the impacts related to the other products included in the declaration it is necessary to multiply the values by the thickness in centimeters of the desired product.

INDICATORS EN15804+A2							
Impact category	Reference Unit	C1	C2	C3	C4		D
ADP (fossil)	MJ	5.11E-01	1.93E+00	0.00E+00	4.27E+00		0.00E+00
ADP (minerals and metals)	kg Sb eq	1.52E-08	2.92E-07	0.00E+00	3.90E-07		0.00E+00
AP	mol H+ eq	1.66E-04	8.66E-04	0.00E+00	1.72E-03		0.00E+00
EP Freshwater	kg P eq	1.14E-06	8.13E-06	0.00E+00	2.80E-05		0.00E+00
EP Marine	kg N eq	6.15E-05	3.44E-04	0.00E+00	6.62E-04		0.00E+00
EP Terrestrial	mol N eq	6.74E-04	3.75E-03	0.00E+00	6.88E-03		0.00E+00
GWP Biogenic	kg CO2 eq	2.96E-05	2.61E-04	0.00E+00	3.97E-04		0.00E+00
GWP Fossil	kg CO2 eq	3.78E-02	1.25E-01	0.00E+00	1.77E-01		0.00E+00
GWP Luluc	kg CO2 eq	2.97E-06	3.46E-05	0.00E+00	4.48E-05		0.00E+00
GWP Total	kg CO2 eq	3.79E-02	1.26E-01	0.00E+00	4.15E-00		0.00E+00
ODP	kg CFC11 eq	8.08E-09	2.97E-08	0.00E+00	6.17E-08		0.00E+00
POCP	kg NMVOC eq	1.93E-04	1.06E-03	0.00E+00	1.95E-03		0.00E+00
WDP	m ³ depriv.	1.17E-03	9.20E-03	0.00E+00	1.66E-01		0.00E+00



ENVIRONMENTAL PERFORMANCE

End of life (Scenario 2) Environmental impacts of the end of life for 1m² of Campolonghi granite slab - 1cm thick. The impacts of the end of life phase are dependent on the mass of the product, to find the impacts related to the other products included in the declaration it is necessary to multiply the values by the thickness in centimeters of the desired product.

RESOURCE CONSUMPTION							
Impact category	Reference Unit	C1	C2	C3	C4		D
PERT	MJ	2.62E-03	2.34E-02	0.00E+00	3.82E-02		0.00E+00
PERM	MJ	0.00E+00	0.00E+00	0.00E+00	0.00E+00		0.00E+00
PERE	MJ	2.62E-03	2.34E-02	0.00E+00	3.82E-02		0.00E+00
PENRT	MJ	5.15E-01	1.97E+00	0.00E+00	4.32E+00		0.00E+00
PENRM	MJ	0.00E+00	0.00E+00	0.00E+00	0.00E+00		0.00E+00
PENRE	MJ	5.15E-01	1.97E+00	0.00E+00	4.32E+00		0.00E+00
SM	kg	0.00E+00	0.00E+00	0.00E+00	0.00E+00		0.00E+00
RSF	MJ	0.00E+00	0.00E+00	0.00E+00	0.00E+00		0.00E+00
NRSF	MJ	0.00E+00	0.00E+00	0.00E+00	0.00E+00		0.00E+00
FWT	m ³	2.60E-06	5.24E-05	0.00E+00	2.53E-04		0.00E+00



ENVIRONMENTAL PERFORMANCE

End of life (Scenario 2) Environmental impacts of the end of life for 1m² of Campolonghi granite slab - 1 cm thick. The impacts of the end of life phase are dependent on the mass of the product, to find the impacts related to the other products included in the declaration it is necessary to multiply the values by the thickness in centimeters of the desired product.

WASTE PRODUCTION							
Impact category	Reference Unit	C1	C2	C3	C4		D
HWD	kg	1.39E-06	4.76E-06	0.00E+00	6.56E-06		0.00E+00
NHWD	kg	2.41E-02	2.61E-01	0.00E+00	2.77E+01		0.00E+00
RWD	kg	3.58E-06	1.35E-05	0.00E+00	2.71E-05		0.00E+00
CRU	kg	0.00E+00	0.00E+00	0.00E+00	0.00E+00		0.00E+00
MFR	kg	0.00E+00	0.00E+00	0.00E+00	0.00E+00		0.00E+00
MER	kg	0.00E+00	0.00E+00	0.00E+00	0.00E+00		0.00E+00
EE	MJ	0.00E+00	0.00E+00	0.00E+00	0.00E+00		0.00E+00

ADDITIONAL INDICATORS							
Impact category	Reference Unit	C1	C2	C3	C4		D
GWP-GHG	kg CO2 eq	3.75E-02	1.24E-01	0.00E+00	1.73E-01		0.00E+00

Acronyms

Environmental impacts:

ADP¹ = Abiotic Depletion Potential (minerals & metals)

ADP¹ = Abiotic Depletion Potential (fossil)

AP = Acidification Potential

EP = Eutrophication Potential

GWP = Global Warming Potential [•Fossil fuels •Biogenic •Land use and land use change (LULUC)]

ODP = Ozone Depletion Potential

POCP = Photochemical Ozone Creation Potential

WDP¹ = Water Deprivation Potential

Resource consumption:

PERT = Total use of renewable primary energy resources

PERM = Use of renewable primary energy resources used as raw materials

PERE = Use of renewable primary energy excluding renewable primary energy resources used as raw materials

PENRT = Total use of non-renewable primary energy resources

PENRM = Use of non-renewable primary energy resources used as raw materials

PENRE = Use of non-renewable primary energy excluding non-renewable primary energy resources used as raw materials

SM = Use of secondary material

RSF = Use of renewable secondary fuels

NRSF = Use of non-renewable secondary fuels

FWT = Total use of net fresh water

Waste production:

HWD = Hazardous waste disposed

NHWD = Non-hazardous waste disposed

RWD = Radioactive waste disposed

CRU = Components for reuse

MFR = Materials for recycling

MER = Materials for energy recovery






EE = Exported energy

¹ Disclaimer: The results of this environmental impact indicator shall be used with care as the uncertainties on the results are high or as there is limited experienced with the indicator.

VERIFICATION AND REGISTRATION

EPD of construction products may not be comparable if they do not comply with EN 15804:2012+A2:2019.
Environmental Product Declaration within the same product category from different programs may not be comparable.

CEN standard EN15804 served as the core PCR

- PCR  INTERNATIONAL EPD® System - PCR 2019:14
CONSTRUCTION PRODUCTS Version 1.11
- PCR review was conducted by  The Technical Committee of the International EPD® System.
See www.environdec.com/TC for a list of members.
Review chair: Claudia A. Peña, University of Concepción, Chile
- Independent verification of the declaration and data,
according to ISO 14025:2006  EPD Process Certification (Internal)
EPD Verification (external)
- Third party verifier  DNV BUSINESS ASSURANCE ITALIA S.r.l.
- Accredited or approved by  Accredia

EPD is a voluntary certification scheme; a document that provides detailed information - objective and comparable - on the environmental impact of products or services, considering important variables such as: energy consumption and raw materials, atmospheric emissions, waste production and discharges into water. EPD, included among the community environmental policies, allows to obtain a voluntary international certification, useful for certifying the environmental performance of the goods being analyzed.

Differences versus previous version

2021-07-13 Version 1

2022-12-27 Version 2

The main differences compared to the previous study concern:

- Update of the electricity mix used (residual mix 2021 inserted);
- Updating of raw material supply distances;
- Recalculation of the contribution of specific data to the GWP-GHG indicator shown in table 3 according to the indications of the reference PCR;
- Balancing of the biogenic C flows stored in the packaging in phases A1-A3.

Bibliography

AIB - Association of Issuing Bodies (2020)

European Residual Mixes - Results of the calculation of Residual Mixes for the calendar year 2019 (Version 1.1, 2020-09-08)

De Ceuster, G., et al. (2009) REMOVE

Final Report. Model code v2.7b, 2009. European Commission, Brussels

Ecoinvent Centre (2007)

Ecoinvent data v3.6. Swiss Centre for Life Cycle Inventories, Dübendorf, Switzerland

EMEP/EEA air pollutant emission inventory guidebook 2016;

'1.A.4 non-road mobile machinery'

IPCC, 2006

Guidelines for National Greenhouse Gas Inventories

ISPRA 2017, Istituto Superiore per la Protezione e la Ricerca Ambientale

Rapporto Rifiuti Urbani, Edizione 2017; Rapporti 272/2017. ISBN 978-88-448-0852-5

CAMPOLONGHI LCA Study Report 2022_rev.01 del 29 ottobre 2022

NOTES

EPD owner:

Campolonghi Italia S.p.A. • Via Aurelia Sud, 97 - 54038 Montignoso (MS), Italia
info@campolonghi.it • www.campolonghi.it

Campolonghi MONTIGNOSO

HEADQUARTERS AND PROJECTS

Via Aurelia Sud 97, 54038 Montignoso (MS) ITALY
Phone +39 0585 827011 • Fax +39 0585 827000 • info@campolonghi.it

Campolonghi AVENZA

SLAB WHOLESALER

Viale Zaccagna 6, 54033 Carrara (MS) ITALY
Phone +39 0585 5079711 • Fax +39 0585 5079700 • sales@campolonghi.it

Campolonghi STEN

STOCKYARD AND BLOCK DISTRIBUTOR

Via F. Compagni 53, 54037 Marina di Massa (MS) ITALY
Phone +39 0585 53133 • Fax +39 0585 859411 • info@gran.it - www.gran.it

Campolonghi UK

RICHARD EDGEcombe

Vernham House, Vernham Dean - Andover, Hampshire SP11 0LD - UK
Phone +44 (0) 1264 737447 • redgecampo@aol.com



PROGRAM HOLDER AND PUBLISHER
The International EPD® System
Valhallavägen 81 SE-114 27 Stockholm, Sweden
info@environdec.com • www.environdec.com

LCA author:



S4 S.r.l.
Via F.Cavallotti, 71 - 19121 La Spezia
P.IVA 01284980115

